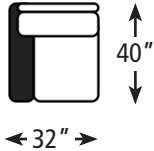


418 Style Reclining Sectional With Headrest

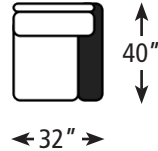
Choose from 6 different pieces to create an infinite number of combinations. Each piece in the 418 Style is a single seat, and our innovative bracket system allows you to position them in any configuration: from a simple reclining sofa to a custom-sized sectional. The available pieces in this series are shown below, as well as some example configurations.

AVAILABLE PIECES

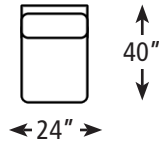
Diagrams are not drawn to scale. Shaded area represents the arm.



418-84: Motorized LAF Recliner with Headrest



418-85: Motorized RAF Recliner with Headrest



418-36: Stationary Armless Chair

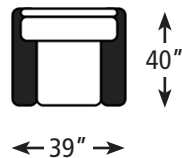


418-71: Deluxe Straight Console



418-73: Deluxe Angled Console

Consoles feature cup holders, a storage bin with lid, USB charging ports, and a drawer.



418-83: Motorized Recliner with Headrest

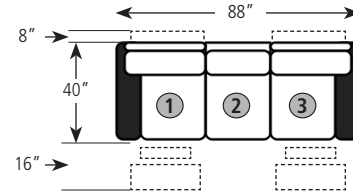
COMMON DIMENSIONS

Overall height	43"
Seat height.....	20"
Seat depth.....	19"
Arm height.....	26"
Arm height on consoles	24"
Recliner footrest length.....	16"
Required distance from wall for recliner back.....	8"

Our innovative bracketing system keeps the units together and prevents shifting or separating.

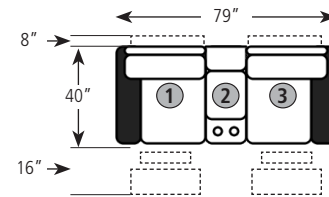
EXAMPLE COMBINATIONS

Note that armless sides have exposed connector brackets, so all configurations must have an arm at both the left and right ends.



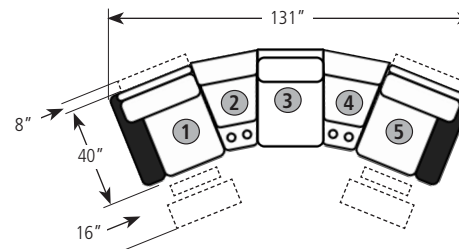
Three-cushion Reclining Sofa:

1. Reclining LAF Chair
2. Armless Chair
3. Reclining RAF Chair



Reclining Loveseat with Console:

1. Reclining LAF Chair
2. Straight Console
3. Reclining RAF Chair



Reclining Conversation Sofa:

1. Reclining LAF Chair
2. Angled Console
3. Armless Chair
4. Angled Console
5. Reclining RAF Chair